



District Report Card: 2017


State: Maharashtra	District: Kolhapur
Class: 3	Subject: Language
Schools: 61	Students: 1407


Participation/Coverage


Students

<div>GENDER</div> <div></div>	Boys				Girls			
	Number		%		Number		%	
	763		54.23		644		45.77	

<div>AREA</div> <div></div>	Rural				Urban			
	Number		%		Number		%	
	1001		71.14		406		28.86	

<div>CATEGORY</div> <div></div>	SC		ST		OBC		GEN	
	Number	%	Number	%	Number	%	Number	%
	231	16.42	11	0.78	390	27.72	775	55.08

<div>CWSN</div> <div></div>	LD	VI	HI	S&LD	ID	Oth
	0	1	0	0	2	7

<div>Management</div> <div></div>	Government			Government-aided		
	Number		%	Number		%
	933		66.31	474		33.69

Average Performance of Students in Language (%)

Overall	Gender		Area		Management		Social Group			
	Male	Female	Rural	Urban	Govt.	Aided	SC	ST	OBC	GEN
71.00	68.99	73.39	73.14	65.73	72.22	68.61	70.16	78.79	71.97	70.66

Performance on Learning Outcomes (LOs)

Learning Outcomes	Description	Average Performance(%)
L304	Reads small texts with comprehension i.e., identifies main ideas, details, sequence and draws conclusions	73.03
L312	Reads printed scripts on the classroom walls: poems, posters, charts etc.	66.95

Range of Performance of Students who Answered Correctly							
Below 30%		30% - 50%		50% - 75%		Above 75%	
Number	%	Number	%	Number	%	Number	%
45	3.20	180	12.79	539	38.31	643	45.70

Lowest Performing Learning Outcomes (LOs)

1 - Reads printed scripts on the classroom walls: poems, posters, charts etc. (66.95)

2 - Reads small texts with comprehension i.e., identifies main ideas, details, sequence and draws conclusions (73.03)